


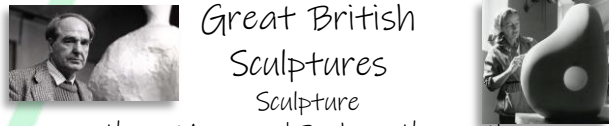













		Autumn 2025		Spring 2026		Summer 2026	
Reception	Imaginative Learning Project	Let's Explore	Marvellous Machines	Long Ago	Ready, Steady, Grow	Animal Safari	On the Beach
		<p>Street View Painting: poster paint (James Rizzi)</p>  <p>This unit teaches children about artwork depicting streets and buildings; it focuses on the work of American pop artist, James Rizzi. Children create a 3D mural based on Rizzi's work.</p>		<p>Rain & Sunrays Print making</p> <p>This unit teaches children about collagraph printing, including how to develop a motif to make single and repeated prints.</p>		<p>Portraits & Poses Drawing: pencils</p> <p>This unit teaches children about portraiture. They analyse the portraits of historical monarchs and compare with selfies taken today. Photo editing software is used to create royal portraits.</p>	
Year 1 & Year 2	4	<p>Contrast & Complement Drawing: pastels (Vincent Van Gogh)</p>  <p>This unit teaches children about colour theory by studying the colour wheel and colour mixing. It includes an exploration of tertiary colours, warm and cool colours and analogous colours, and how artists use colour in their artwork.</p>		<p>Peoples & Places Painting: Watercolours (L S Lowry)</p>  <p>This unit teaches children about the genre of figure drawing. They study the figure drawings and urban landscapes of the artists, LS Lowry and create artwork in his style to show scenes from school.</p>		<p>Great British Sculptures Sculpture Henry Moore and Barbara Hepworth</p>  <p>This unit teaches children about the 3D representations of the human form, including statues, statuettes and figurines. They use their carving skills to create a figurine.</p>	
		<p>Pop Art Print making (Andy Warhol)</p>  <p>This unit teaches children about colour theory by studying the colour wheel and exploring mixing tints, shades and tones.</p>		<p>Bees, Beetles and Butterflies Drawing: pen and pencil (Damian Hirst)</p>  <p>This unit teaches children about sketchbook observational drawing, mixed media collage and Pop Art. They consolidate their learning to make a final piece of artwork inspired by bees, beetles or butterflies.</p>		<p>Nature's Art Sculpture (Rebecca Louise Law)</p>  <p>This unit teaches children about the genre of land art. They work outdoors to sketch natural forms and explore the sculptural potential of natural materials before working collaboratively to create land art installations.</p>	
Year 5 & Year 6							



Long Term Plan: Art and Design

Cycle A: 2026 - 2027

	Autumn 2026		Spring 2027		Summer 2027	
Reception	Let's Explore	Marvellous Machines	Long Ago	Ready, Steady, Grow	Animal Safari	On the Beach
Year 1 & Year 2	<p>Mix It! Painting: Poster paint (Lucy Pittaway)</p> <p>This unit teaches children about basic colour theory by studying the colour wheel and colour mixing. It includes an exploration of primary and secondary colours and how artists use colour in their artwork.</p> 		<p>Funny Faces & Fabulous Features Collage Brianna McCarthy</p> <p>This unit teaches children about the concept of the portrait and how the collage technique can be used to make a portrait.</p> 		<p>Flower Head Sculpture: clay Yayoi Kusama</p> <p>This unit teaches children about the visual elements of flowers, including shape, texture, colour, pattern and form. They also explore various artistic methods, including drawing, printmaking and 3-D forms, using paper and clay.</p> 	
Year 3 & Year 4	<p>Prehistoric Pots Sculpture</p> <p>This unit teaches children about Bell Beaker pottery. It allows the children to explore different clay techniques, which they use to make and decorate a Bell Beaker-style pot.</p>		<p>Vista Painting: poster paint (David Hockney)</p> <p>This unit teaches children about the techniques that artists use when composing landscape images, such as colour and atmosphere.</p> 		<p>Mosaic Masters Collage</p> <p>This unit teaches children about the history of mosaics, before focusing on the colours, patterns and themes found in Roman mosaic. The children learn techniques to help them design and make a mosaic border tile.</p>	
Year 5 & Year 6	<p>Expression Drawing: pencils (Vincent Van Gogh)</p> <p>This unit teaches children about the Expressionist art movement and the 'Father of Expressionism', Edvard Munch. They explore different ways to portray feelings and emotions in art to create an imaginative self-portrait.</p> 		<p>Environmental Artists Sculpture (Antony Gormley)</p> <p>This unit teaches children about the genre of environmental art. They study how artists create artwork that addresses social and political issues related to the natural and urban environment. Children work collaboratively to create artwork with an environmental message.</p> 		<p>Tints, Tones and Shades Painting: watercolours (Joe Cornish)</p> <p>This unit teaches children about colour theory by studying the colour wheel and exploring mixing tints, shades and tones. They learn about significant landscape artworks and features of landscapes before using this knowledge to create landscape paintings.</p> 