


















		Autumn 2022		Spring 2023		Summer 2023	
Reception	Imaginative Learning Project	Let's Explore	Marvellous Machines	Long Ago	Ready, Steady, Grow	Animal Safari	On the Beach
		Mix it Painting This unit teaches children about basic colour theory by studying the colour wheel and colour mixing. It includes an exploration of primary and secondary colours and how artists use colour in their artwork.	Funny Faces & Fabulous Features Collage This unit teaches children about the concept of the portrait and how the collage technique can be used to make a portrait.	Flower Head Sculpture (Yayoi Kusama)  This unit teaches children about the visual elements of flowers, including shape, texture, colour, pattern and form. They also explore various artistic methods, including drawing, printmaking and 3-D forms, using paper and clay.			
Year 1 & Year 2		Prehistoric Pots Sculpture This unit teaches children about Bell Beaker pottery. It allows the children to explore different clay techniques, which they use to make and decorate a Bel Beaker-style pot.	Vista Painting This unit teaches children about the techniques that artists use when composing landscape images, such as colour and atmosphere.	Mosaic Masters Collage This unit teaches children about the history of mosaics, before focusing on the colours, patterns and themes found in Roman mosaic. The children learn techniques to help them design and make a mosaic border tile.			
Year 3 & Year 4		Mixed Media This unit teaches children about paper crafts, papermaking and collage techniques, including paper, fabric, mixed media and photo collage. They use their learning to create a final piece of small-scale, mixed media collage.	Environmental Artists This unit teaches children about the genre of environmental art. They study how artists create artwork that addresses social and political issues related to the natural and urban environment. Children work collaboratively to create artwork with an environmental message.	Tints, Tones and Shades This unit teaches children about colour theory by studying the colour wheel and exploring mixing tints, shades and tones. They learn about significant landscape artworks and features of landscapes before using this knowledge to create landscape paintings.			
Year 5 & Year 6							



		Autumn 2023		Spring 2024		Summer 2024	
Reception	Imaginative Learning Project	Let's Explore	Marvellous Machines	Long Ago	Ready, Steady, Grow	Animal Safari	On the Beach
		<b>Street View</b> Painting: poster paint (James Rizzi)  This unit teaches children about artwork depicting streets and buildings; it focuses on the work of American pop artist, James Rizzi. Children create a 3D mural based on Rizzi's work.		<b>Rain &amp; Sunrays</b> Print making This unit teaches children about collagraph printing, including how to develop a motif to make single and repeated prints.		<b>Portraits &amp; Poses</b> Drawing: pencils This unit teaches children about portraiture. They analyse the portraits of historical monarchs and compare with selfies taken today. Photo editing software is used to create royal portraits.	
Year 1 & Year 2		<b>Contrast &amp; Complement</b> Drawing: pastels (Vincent Van Gogh)  This unit teaches children about colour theory by studying the colour wheel and colour mixing. It includes an exploration of tertiary colours, warm and cool colours and analogous colours, and how artists use colour in their artwork.		<b>Peoples &amp; Places</b> Painting: Watercolours (L S Lowry)  This unit teaches children about the genre of figure drawing. They study the figure drawings and urban landscapes of the artists, L S Lowry and create artwork in his style to show scenes from school.		<b>Great British Sculptures</b> Sculpture  Henry Moore and Barbara Hepworth This unit teaches children about the 3D representations of the human form, including statues, statuettes and figurines. They use their carving skills to create a figurine.	
Year 3 & Year 4		<b>Pop Art</b> Print making (Andy Warhol)  This unit teaches children about colour theory by studying the colour wheel and exploring mixing tints, shades and tones.		<b>Bees, Beetles and Butterflies</b> Drawing: pen and pencil (Damian Hirst)  This unit teaches children about sketchbook observational drawing, mixed media collage and Pop Art. They consolidate their learning to make a final piece of artwork inspired by bees, beetles or butterflies.		<b>Nature's Art</b> Sculpture (Rebecca Louise Law)  This unit teaches children about the genre of land art. They work outdoors to sketch natural forms and explore the sculptural potential of natural materials before working collaboratively to create land art installations.	
Year 5 & Year 6							



		Autumn 2024		Spring 2025		Summer 2025	
Reception	Imaginative Learning Project	Let's Explore	Marvellous Machines	Long Ago	Ready, Steady, Grow	Animal Safari	On the Beach
		<p><b>Mix It!</b> Painting: Poster paint (Lucy Pittaway)</p>  <p>This unit teaches children about basic colour theory by studying the colour wheel and colour mixing. It includes an exploration of primary and secondary colours and how artists use colour in their artwork.</p>	<p><b>Funny Faces &amp; Fabulous Features</b> Collage Brianna McCarthy</p>  <p>This unit teaches children about the concept of the portrait and how the collage technique can be used to make a portrait.</p>	<p><b>Flower Head</b> Sculpture: clay Yayoi Kusama</p>  <p>This unit teaches children about the visual elements of flowers, including shape, texture, colour, pattern and form. They also explore various artistic methods, including drawing, printmaking and 3-D forms, using paper and clay.</p>			
Year 1 & Year 2	<p><b>Prehistoric Pots</b> Sculpture</p> <p>This unit teaches children about Bell Beaker pottery. It allows the children to explore different clay techniques, which they use to make and decorate a Bel Beaker-style pot.</p>	<p><b>Vista</b> Painting: poster paint (David Hockney)</p>  <p>This unit teaches children about the techniques that artists use when composing landscape images, such as colour and atmosphere.</p>	<p><b>Mosaic Masters</b> Collage</p> <p>This unit teaches children about the history of mosaics, before focusing on the colours, patterns and themes found in Roman mosaic. The children learn techniques to help them design and make a mosaic border tile.</p>				
	Year 3 & Year 4	<p><b>Expression</b> Drawing: pencils (Vincent Van Gogh)</p>  <p>This unit teaches children about the Expressionist art movement and the 'Father of Expressionism', Edvard Munch. They explore different ways to portray feelings and emotions in art to create an imaginative self-portrait.</p>	<p><b>Environmental Artists</b> Sculpture (Antony Gormley)</p>  <p>This unit teaches children about the genre of environmental art. They study how artists create artwork that addresses social and political issues related to the natural and urban environment. Children work collaboratively to create artwork with an environmental message.</p>	<p><b>Tints, Tones and Shades</b> Painting: watercolours (Joe Cornish)</p>  <p>This unit teaches children about colour theory by studying the colour wheel and exploring mixing tints, shades and tones. They learn about significant landscape artworks and features of landscapes before using this knowledge to create landscape paintings.</p>			
Year 5 & Year 6							